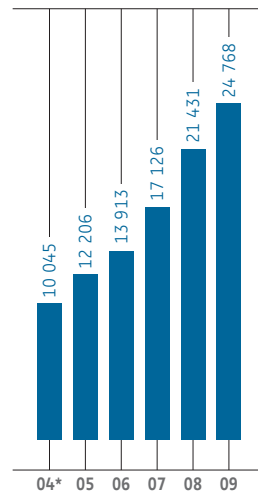


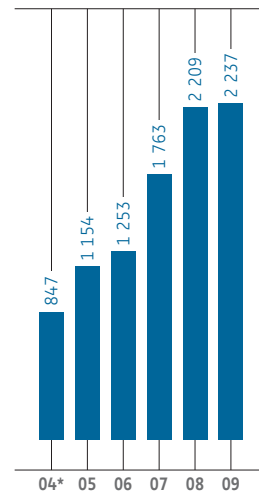
Financial highlights

for the year ended 28 February 2009

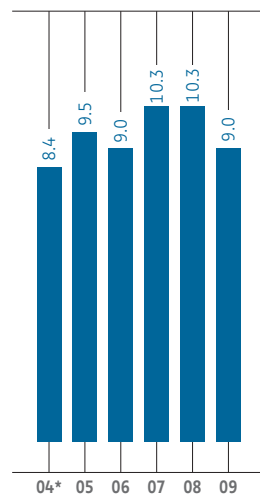
Revenue (Rm)



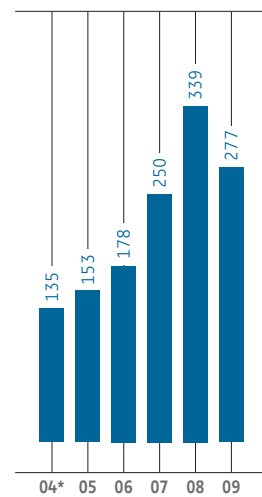
EBITDA (Rm)



EBITDA margin (%)



Diluted adjusted headline earnings per share (cents)



*Not restated for effect of IFRS.

Financial summary

as at 28 February 2009

	February 2009 R millions	February 2008 R millions	% change
Revenue	24 768	21 431	16
EBITDA	2 237	2 209	1
EBITDA margin (%)	9.0	10.3	
Operating profit	1 799	1 937	(7)
Adjusted diluted HEPS (cents)	277	339	(18)
Intangible amortisation in operating income	104	40	

Divisional contribution

as at 28 February 2009

